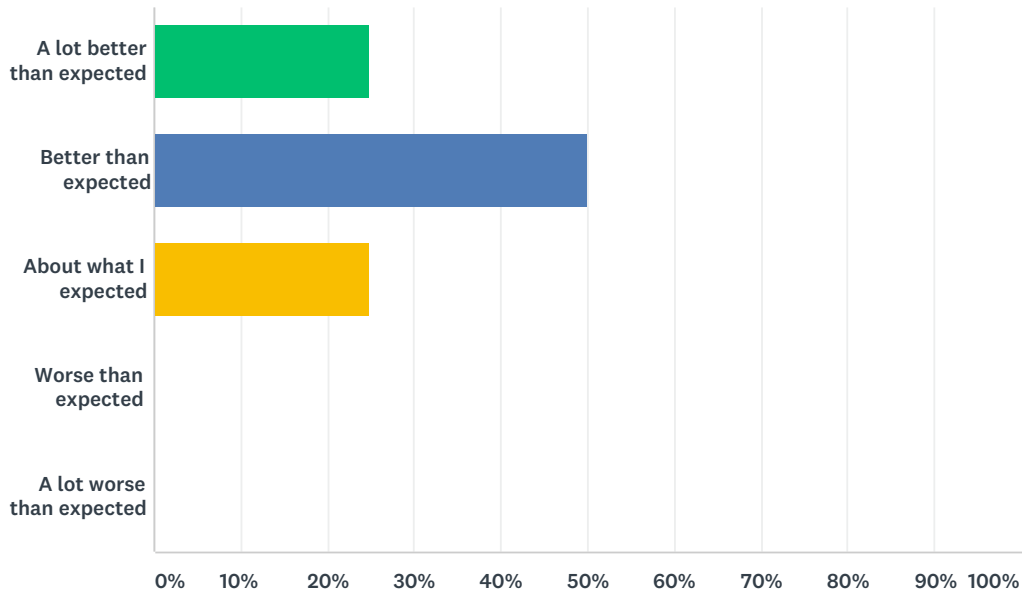


Q1 Overall, how did this CLE meet your expectations? Was it...

Answered: 4 Skipped: 0

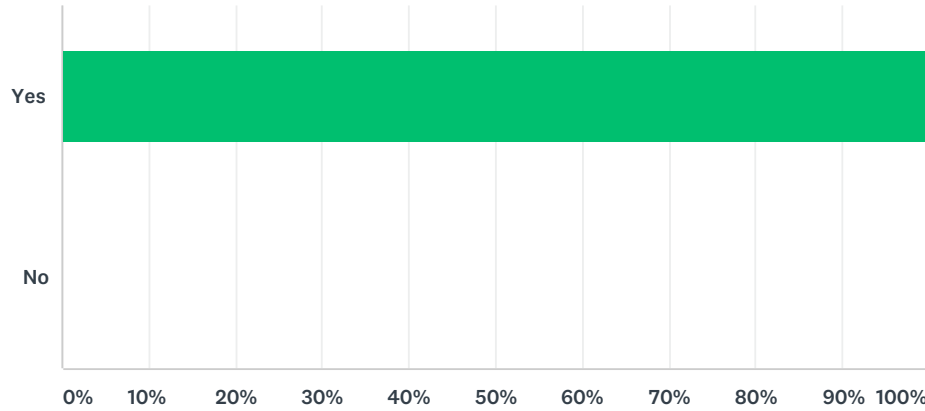


ANSWER CHOICES	RESPONSES	
A lot better than expected	25.00%	1
Better than expected	50.00%	2
About what I expected	25.00%	1
Worse than expected	0.00%	0
A lot worse than expected	0.00%	0
TOTAL		4

#	BELOW, PLEASE ENTER ANY OBSERVATIONS REGARDING SPECIFIC SESSIONS AT THE CLE:	DATE
	There are no responses.	

Q2 Was this CLE relevant to your practice area?

Answered: 4 Skipped: 0



ANSWER CHOICES	RESPONSES	
Yes	100.00%	4
No	0.00%	0
TOTAL		4

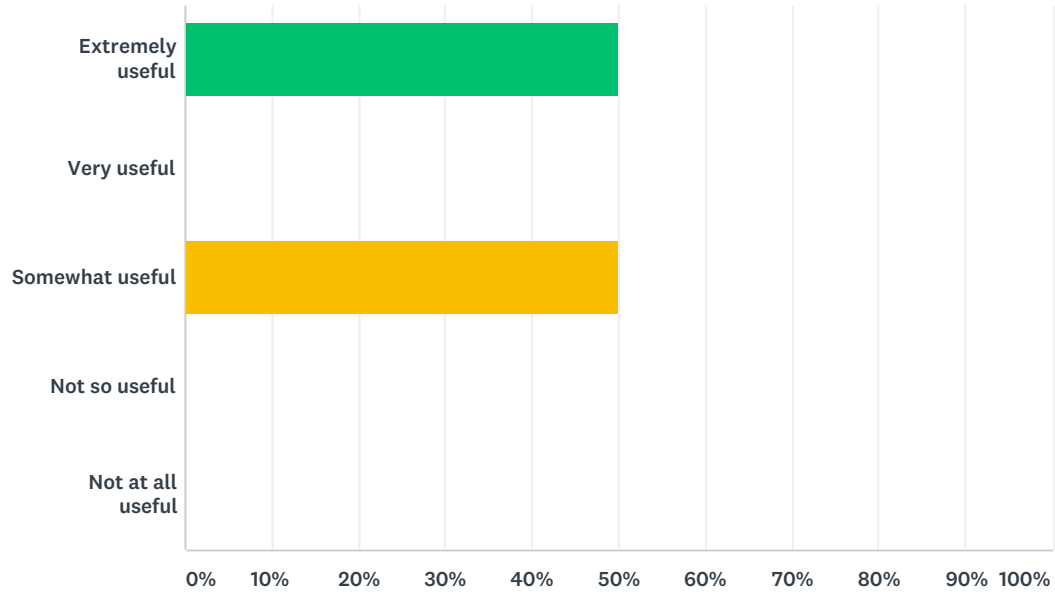
Q3 Why wasn't this CLE relevant to your practice area?

Answered: 0 Skipped: 4

#	RESPONSES	DATE
	There are no responses.	

Q4 How useful was the content presented?

Answered: 4 Skipped: 0

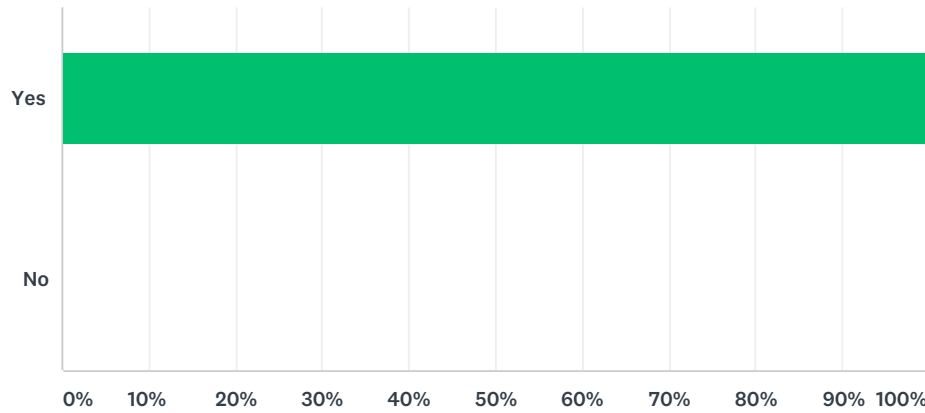


ANSWER CHOICES		RESPONSES	
Extremely useful		50.00%	2
Very useful		0.00%	0
Somewhat useful		50.00%	2
Not so useful		0.00%	0
Not at all useful		0.00%	0
TOTAL			4

#	IN WHAT WAY?	DATE
	There are no responses.	

Q5 Did the content of this session meet the stated learning objectives?

Answered: 4 Skipped: 0



ANSWER CHOICES	RESPONSES	
Yes	100.00%	4
No	0.00%	0
TOTAL		4

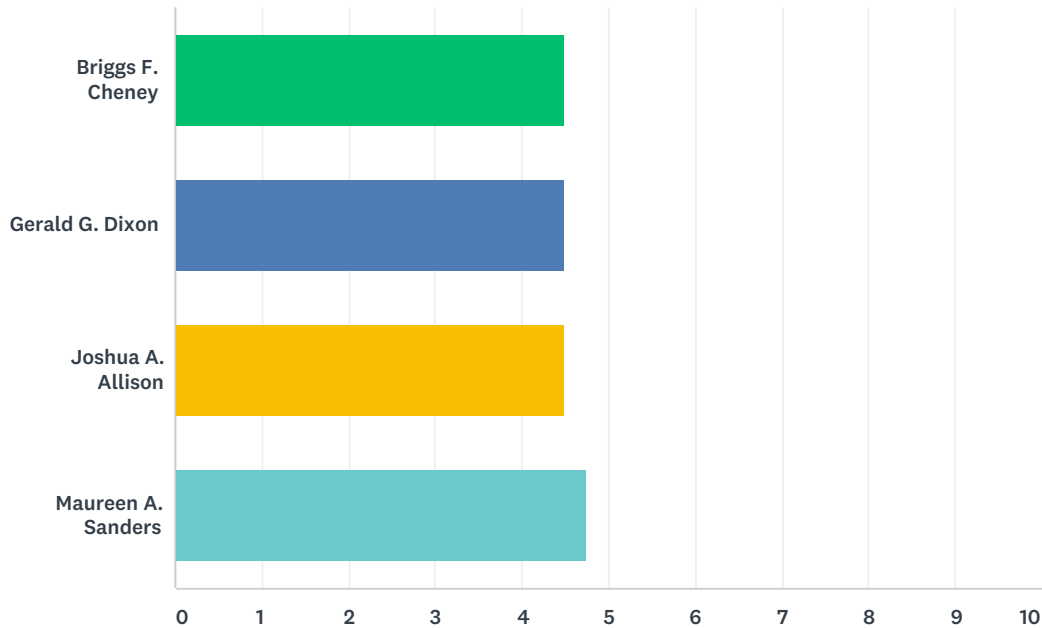
Q6 In what way did this CLE fail to meet your learning goals?

Answered: 0 Skipped: 4

#	RESPONSES	DATE
	There are no responses.	

Q7 Please rate the effectiveness of each faculty member:

Answered: 4 Skipped: 0

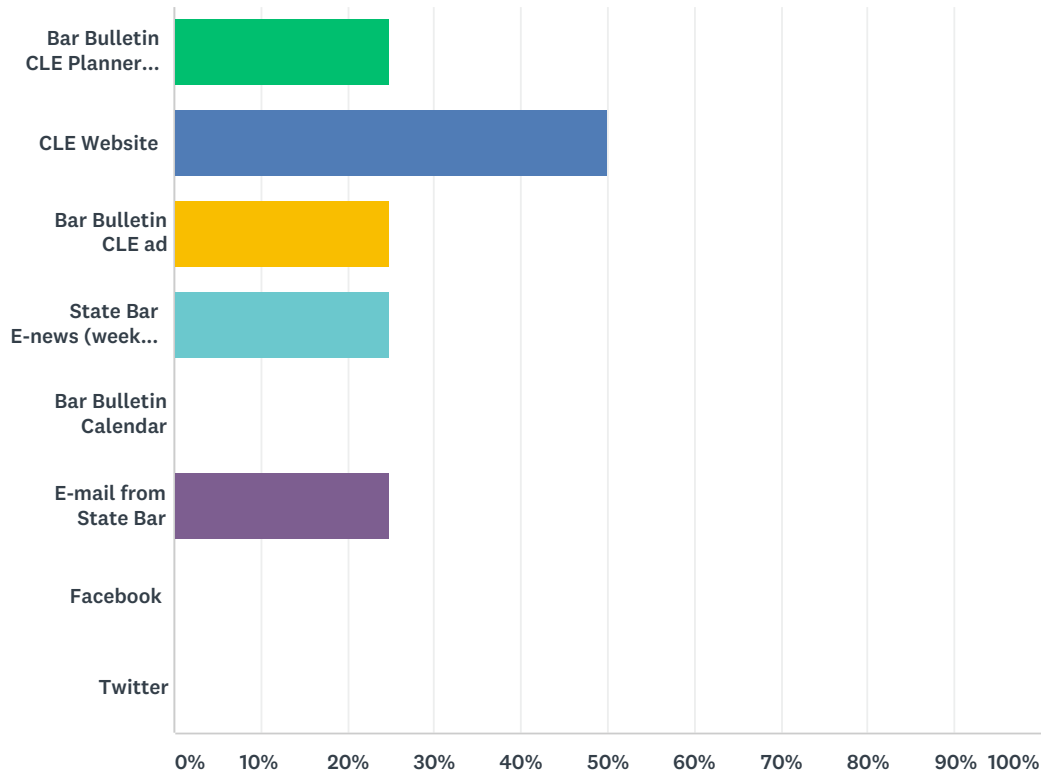


	EXTREMELY EFFECTIVE	VERY EFFECTIVE	SOMEWHAT EFFECTIVE	NOT SO EFFECTIVE	NOT AT ALL EFFECTIVE	N/A	TOTAL	WEIGHTED AVERAGE
Briggs F. Cheney	75.00% 3	0.00% 0	25.00% 1	0.00% 0	0.00% 0	0.00% 0	4	4.50
Gerald G. Dixon	75.00% 3	0.00% 0	25.00% 1	0.00% 0	0.00% 0	0.00% 0	4	4.50
Joshua A. Allison	75.00% 3	0.00% 0	25.00% 1	0.00% 0	0.00% 0	0.00% 0	4	4.50
Maureen A. Sanders	75.00% 3	25.00% 1	0.00% 0	0.00% 0	0.00% 0	0.00% 0	4	4.75

#	COMMENTS:	DATE
	There are no responses.	

Q8 How would you like to receive information about future CLE programs?

Answered: 4 Skipped: 0



ANSWER CHOICES	RESPONSES	
Bar Bulletin CLE Planner (color insert)	25.00%	1
CLE Website	50.00%	2
Bar Bulletin CLE ad	25.00%	1
State Bar E-news (weekly e-newsletter)	25.00%	1
Bar Bulletin Calendar	0.00%	0
E-mail from State Bar	25.00%	1
Facebook	0.00%	0
Twitter	0.00%	0
Total Respondents: 4		

#	OTHER (PLEASE SPECIFY)	DATE
	There are no responses.	

Q9 In what ways can the Center for Legal Education improve your learning experience?

Answered: 0 Skipped: 4

#	RESPONSES	DATE
	There are no responses.	

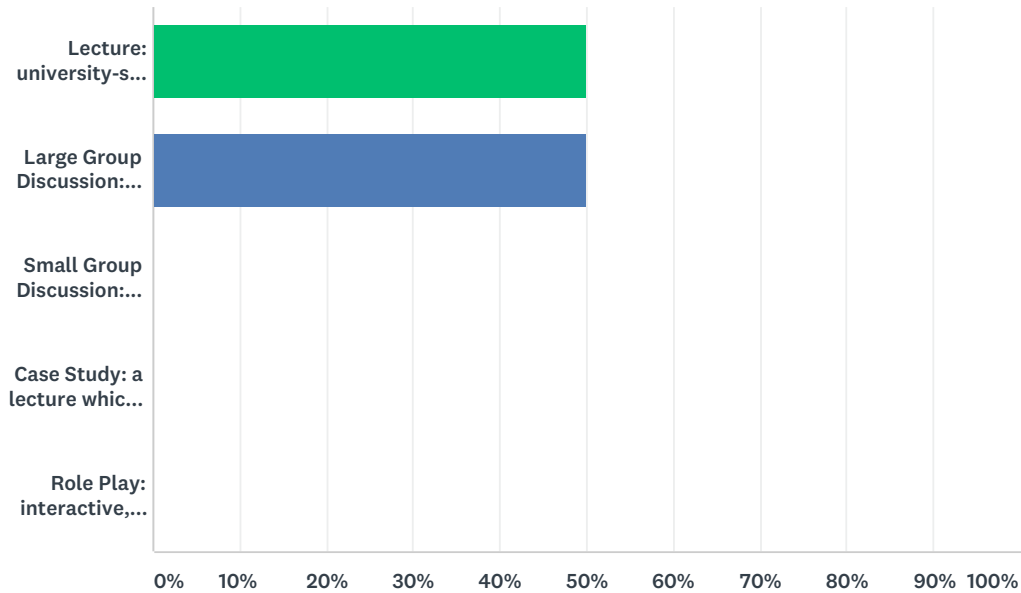
Q10 What other topics and presenters would you like to see at future CLE programs?

Answered: 1 Skipped: 3

#	RESPONSES	DATE
1	Bankruptcy	12/4/2017 3:20 PM

Q11 I prefer the following types of learning methods (please see descriptions below):

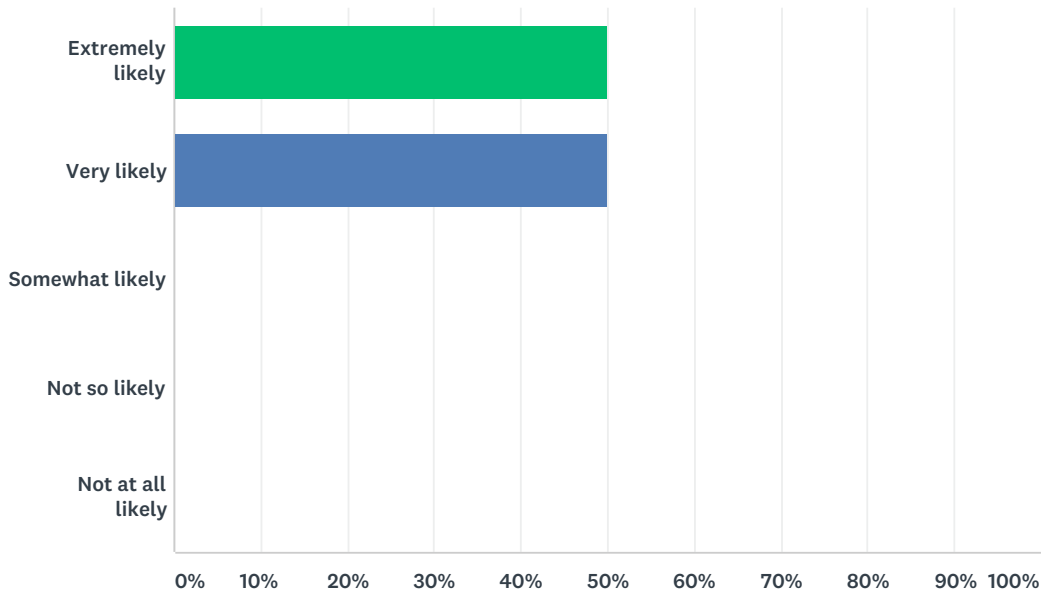
Answered: 4 Skipped: 0



ANSWER CHOICES	RESPONSES	
Lecture: university-style talk to a large audience, using visual aids	50.00%	2
Large Group Discussion: open forum which allows audience to pose questions to presenter(s)	50.00%	2
Small Group Discussion: breakout sessions where attendees form small groups moderated by faculty	0.00%	0
Case Study: a lecture which centers around a specific case or cases relevant to the topic	0.00%	0
Role Play: interactive, audience participation-based scenarios such as a mock trial	0.00%	0
Total Respondents: 4		

Q12 The Center for Legal Education is an accredited course provider through the New Mexico State Bar Foundation. How likely are you to attend a future Center for Legal Education course?

Answered: 4 Skipped: 0



ANSWER CHOICES	RESPONSES	
Extremely likely	50.00%	2
Very likely	50.00%	2
Somewhat likely	0.00%	0
Not so likely	0.00%	0
Not at all likely	0.00%	0
TOTAL		4